



SIN 513

Issue 1.3

July 2020

Suppliers' Information Note

For The BT Network

BT Dense Wave Division Multiplex 40G Wavelength Services

Service & Interface Description

Each SIN is the copyright of British Telecommunications plc. Reproduction of the SIN is permitted only in its entirety, to disseminate information on the BT Network within your organisation. You must not edit or amend any SIN or reproduce extracts. You must not remove BT trade marks, notices, headings or copyright markings.

This document does not form a part of any contract with BT customers or suppliers.

Users of this document should not rely solely on the information in this document, but should carry out their own tests to satisfy themselves that terminal equipment will work with the BT network.

BT reserves the right to amend or replace any or all of the information in this document.

BT shall have no liability in contract, tort or otherwise for any loss or damage, howsoever arising from use of, or reliance upon, the information in this document by any person.

Due to technological limitations a very small percentage of customer interfaces may not comply with some of the individual characteristics which may be defined in this document.

Publication of this Suppliers' Information Note does not give or imply any licence to any intellectual property rights belonging to British Telecommunications plc or others. It is your sole responsibility to obtain any licences, permissions or consents which may be necessary if you choose to act on the information supplied in the SIN.

Those BT services marked TM indicates it is a trade mark of British Telecommunications plc.

This SIN is available in Portable Document Format (pdf) from: <https://www.bt.com/about/sinet>

Enquiries relating to this document should be directed to: sinet.helpdesk@bt.com

Contents

1. Introduction	3
2. Service Outline	3
2.1 General	3
2.2 Service Options	3
2.3 Network Topology	4
2.4 Geographical Availability	6
3. Customer Interface	7
3.1 Connector	7
3.2 Client Side Optics	8
3.3 Fibre	8
4. NTE Power Requirements	8
5. Further Information	8
6. References	9
7. Abbreviations	9
8. History	10

FIGURES

Figure 1. Unprotected Point to Point Topology	4
Figure 2. Protected Point to Point Topology	4
Figure 3. Linear Topology	5
Figure 4. Ring Topology	6

TABLES

Table 1. Interfaces supported	7
Table 2. Optical power margins	8

1. Introduction

This Suppliers' Information Note (SIN) provides a description of the BT's Dense Wave Division Multiplex (DWDM) 40G Wavelength services and their interfaces.

2. Service Outline

2.1 General

BT's DWDM Wavelength services are end-to-end managed wavelength services, utilising Dense Wave Division Multiplexing and offering very high bandwidth connectivity of 40 Gbit/s per wavelength. The services available are detailed below:-

Single Client Interface

- 40 Gigabit Ethernet (LAN Phy)
- 40 Gigabit Ethernet (WAN Phy)
- SDH STM-256

Multiple Client Interfaces

- 10 Gigabit Ethernet (LAN Phy)
- 10 Gigabit Ethernet (WAN Phy)
- 8 Gigabit Fibre Channel
- 10 Gigabit Fibre Channel

DWDM Wavelength services are intended for connection to a vendor's device that uses standard optical connectors of LC/PC or SC/PC of either Multi-Mode, 850 nm or Single Mode, 1310 nm.

2.2 Service Options

BT's 40G DWDM Wavelength services are offered in different configurations that are marketed under different service names. Options include:

- Service available within a distance-limited Metropolitan area or over greater distances, dependant on the specific service
- protected wavelengths using, as far as possible, dual access diverse fibre routes (a "worker" and a "protection" route) between the customer sites and nodes of BT's DWDM network
- unprotected wavelengths using, single access fibre routes between the customers sites and nodes of BT's DWDM network
- the number of customer sites able to be linked

2.3 Network Topology

BT's 10G service is offered in three distinct topologies –

- a) Point to Point,
- b) Linear
- c) Ring.

A brief description is given below:-

- a) Point to Point –

A dedicated Fibre connection between two customer sites with a terminating NTE device at each end. Depending on the fibre distance, amplification may be required at a suitable BT mid point site. This topology can be provided with a secondary diverse fibre route to provide protection to the primary fibre path. The secondary fibre route will terminate on the same NTE device as the Primary fibre route, allowing fail-over to occur within 50 ms.

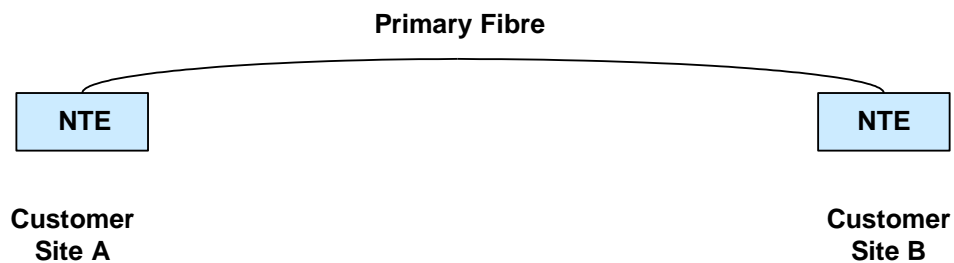


Figure 1. Unprotected Point to Point Topology

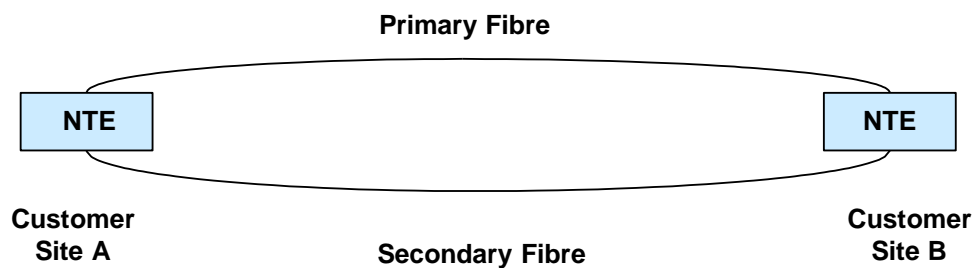


Figure 2. Protected Point to Point Topology

b) Linear –

This is similar to a point to point topology but allows a customer to add and drop services at sites along the fibre route. Fibre protection cannot be offered with this topology.

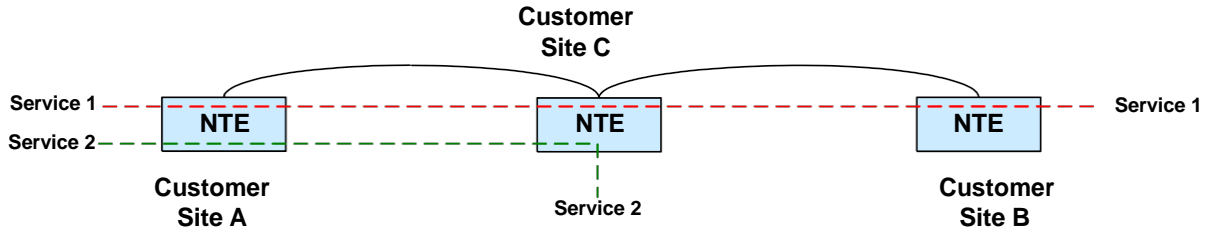


Figure 3. Linear Topology

- c) Ring –
 Three or more customer sites can be connected via dedicated fibres between each site. Service protection can be offered by using optical switching on the NTE device allowing fail-over between the primary path and secondary to occur within 50 ms.

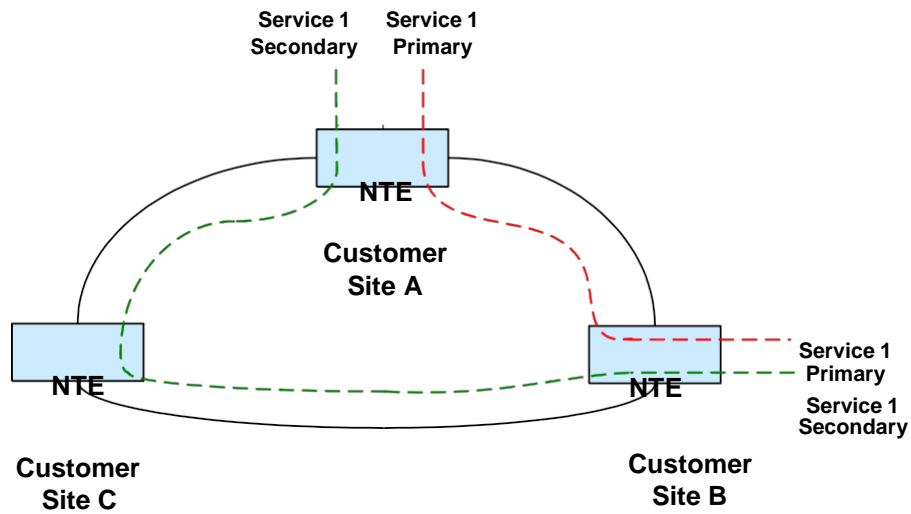


Figure 4. Ring Topology

2.4 Geographical Availability

BT's DWDM Wavelength services are offered in all major cities of the United Kingdom, but provision is "Subject to Survey".

3. Customer Interface

The customer interfaces offered are shown in Table 1. These interfaces are described in the documents listed in section 6, References.

Service supported	Bandwidth bit/s	1310 nm	850 nm
		SM	MM
40 Gigabit Ethernet (LAN Phy)	41.250G	Yes	Yes
40 Gigabit Ethernet (WAN Phy)	39.813G	Yes	Yes
10 Gigabit Ethernet (LAN Phy)	10.312G	Yes	Yes
10 Gigabit Ethernet (WAN Phy)	9.953G	Yes	Yes
8G Fibre Channel	8.500G	Yes	Yes
10G Fibre Channel	10.518G	Yes	Yes
SDH STM-64	9.953G	Yes	No
SDH STM-256	39.813G	Yes	No

Note: 850 nm MM is not available on all DWDM services.

Table 1. Interfaces supported

3.1 Connector

The interface is at the Network Termination Point (NTP), i.e. the point of connection between the BT Network Terminating Equipment (NTE) and the CPE interface. Optical interfaces are presented as SC/PC or LC/PC (on request) connectors.

3.2 Client Side Optics

Table 2 provides details the Optical power margins for both the receive and transmit interfaces of the client facing optical interfaces

Protocol	Receiver Minimum	Receiver Overload	Transmit Minimum	Transmit Maximum
40GE, SDH STM-256	-14 dBm	-1 dBm	-6 dBm	-1 dBm
10GE, 10G FC, SDH STM-64	-11 dBm	-1 dBm	-6 dBm	-1 dBm
Single Mode 8G FC	-13.8 dBm	-0.5dBm	-8.4 dBm	-0.5 dBm
Multi Mode 8G FC	-9.5 dBm	-1.5dBm	-8.2dBm	-1.5 dBm

Table 2. Optical power margins

3.3 Fibre

The fibre optic cables that BT uses in the deployment of its DWDM service meets with the fibre optic cable specifications as detailed below.

Local Single Mode Fibre in accordance with G.652^[2].

Remote Single Mode Fibre in accordance with G.652.

OM1 Multi-Mode Fibre 62.5 µm

OM2 Multi-Mide Fibre 50 µm @ 850nm in accordance with G.651.1^[1].

OM3 Multi-Mode Fibre 50 µm @ 850nm in accordance with G.651.1^[1].

4. NTE Power Requirements

The BT NTE requires a 230V AC mains supply. The power consumption of the NTE will depend on the customers' requirements.

If the customer wishes the NTE to be powered from a 48V DC supply, it is the customer's responsibility to provide and maintain this supply.

5. Further Information

Please note, the product is no longer available for new sales. Further information on BT's DWDM Wavelength services, including connection availability between particular sites, is available from the Advanced Data Services. If you have enquiries relating to this document then please contact: sinet.helpdesk@bt.com

6. References

1	ITU-T G.651.1	Recommendation G.651 (07/2007) - Characteristics of a 50/125 µm multimode graded index optical fibre cable
2	ITU-T G.652	Recommendation G.652 (04/97) - Characteristics of a single-mode optical fibre cable
3	SIN 373	BT WaveStream Connect-Service Description
4	ESCON	SIN 373 - BT WaveStream Connect, Service Description
5	Fast Ethernet	SIN 118 LAN Extension Service Nos.1, 2 & 10- Service Description
6	Fibre Channel	SIN 373 - BT WaveStream Connect, Service Description
7	FICON	FICON, the IBM zSeries zOS channel protocol succeeding ESCON
8	Gigabit Ethernet	SIN 360 Gigabit Ethernet for the BT Network - Interface Characteristics
9	ITU-T G.957	Optical interfaces for equipments and systems relating to the synchronous digital hierarchy
10	10 Gigabit Ethernet	IEEE 802.3 Ethernet based LANs clause 49

7. Abbreviations

CPE	Customer Premises Equipment
DWDM	Dense Wavelength Division Multiplexing
ESCON	Enterprise Systems Connectivity architecture
FC/PC	Fibre Connector / Planar Convex
FICON	Fibre Connectivity
Gbit/s	Gigabits per second
IBM	International Business Machines
ITU-T	International Telecommunication Union- Telecommunications Standardization Sector
LAN	Local Area Network
Mbit/s	Megabits per second
MM	MultiMode
NM	Nano Metre
NTE	Network Terminating Equipment
NTP	Network Terminating Point
SC/PC	Subscription Channel / Physical Contact
SIN	Supplier Information Note
SM	Single Mode

WAN	Wide Area Network
WDM	Wavelength Division Multiplexing

8. History

Issue	Date	Changes
Issue 1.0	March 2013	First published.
Issue 1.1	January 2016	Change SINet site references from http://www.sinet.bt.com to http://www.btplc.com/sinet/
Issue 1.2	June 2019	Section 5 updated to product advise no longer available for new supply
Issue 1.3	July 2020	Change SINet site references from http://www.btplc.com/sinet/ to https://www.bt.com/about/sinet

< END >